


SOUNDS FUN FOR KIDS

**USE THIS QR CODE
TO DOWNLOAD
ACTIVITY PACKS**



soundsfun.nz


Name _____

Age _____





It's picnic time for Suzy and friends.

<https://suzy.co.nz/colourme/>



Find the song
on Spotify

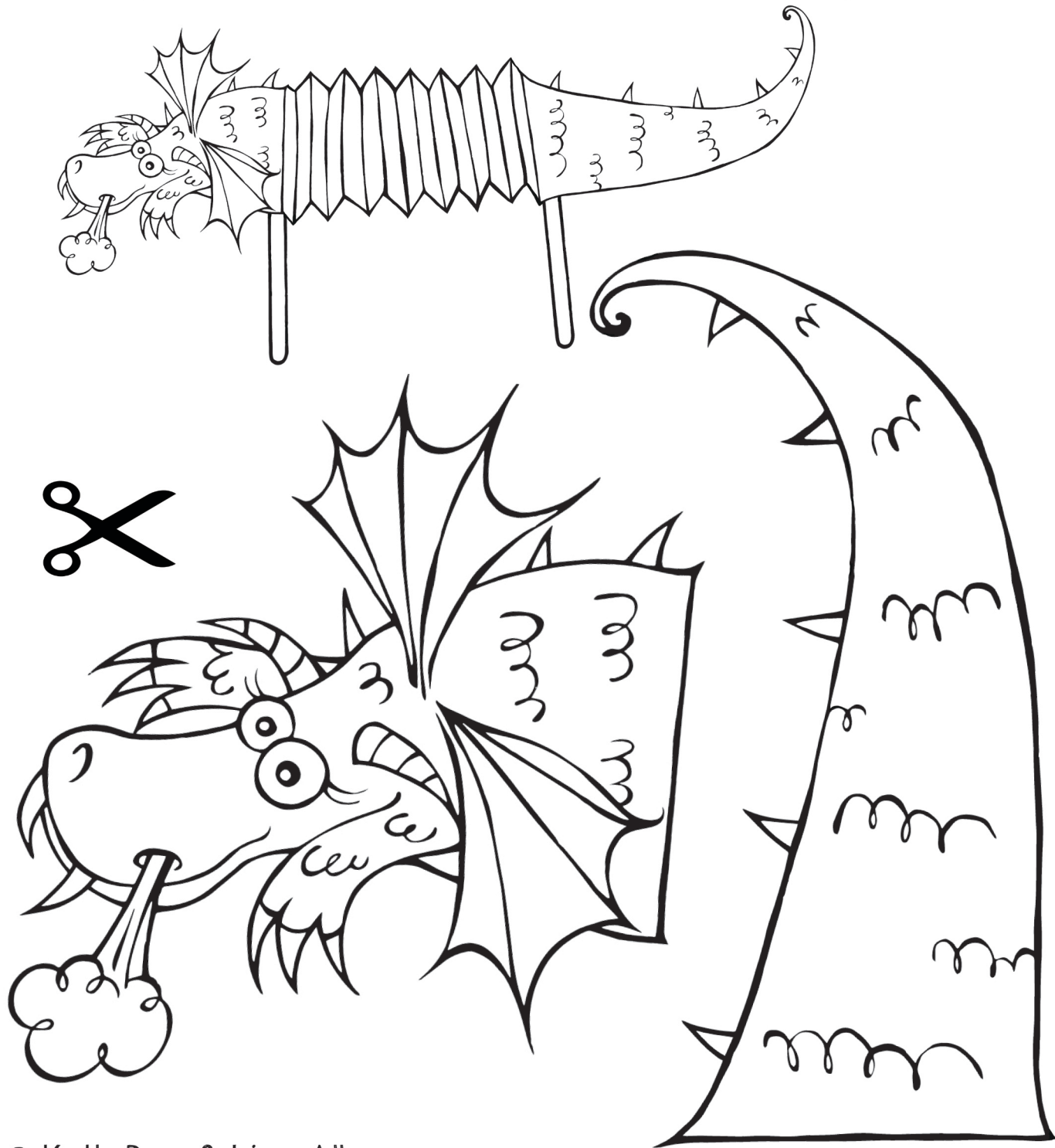
Dad, I wanna be
a camel . . .



or a bouncy
kangaroo . . .

Dragons under my bed . . .

1. Colour & cut out this cheeky dragon.
2. Cut a strip of construction paper to match the width of the dragon's head & tail.
3. Fold the construction paper in a zig-zag pattern.
4. Attach the head and tail to the construction paper with tape or glue.
5. Tape or glue an ice-block stick behind the head and tail of the dragon.



© Kath Bee & Lisa Allen



